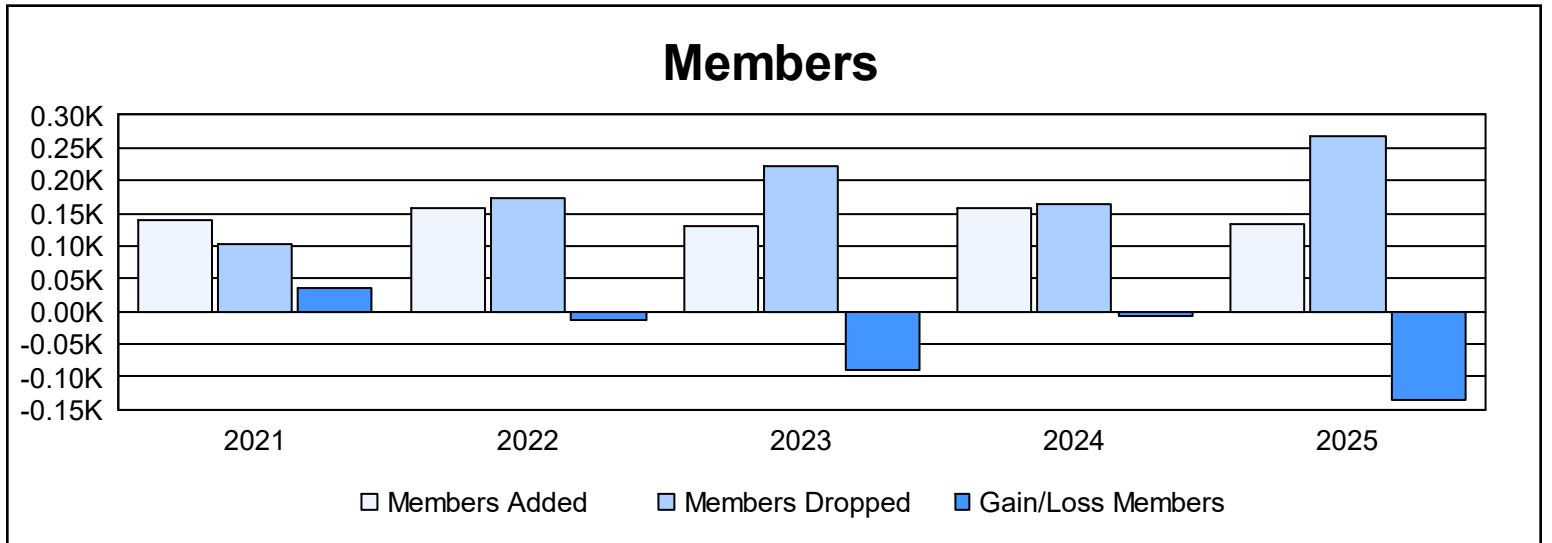
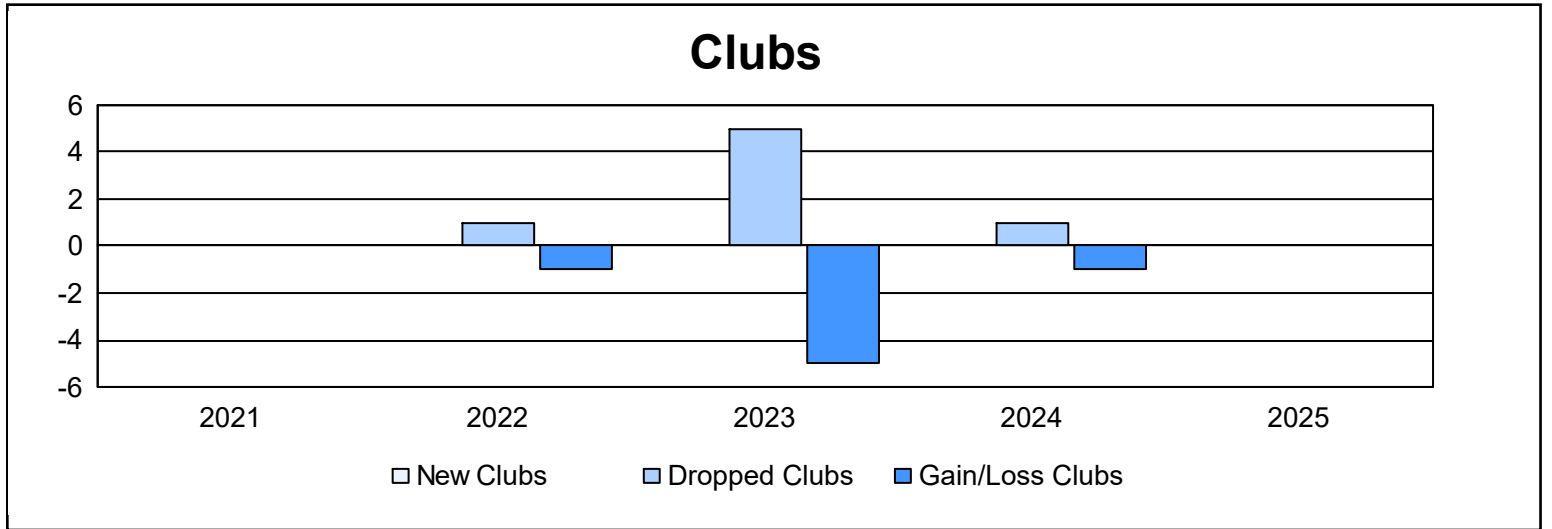
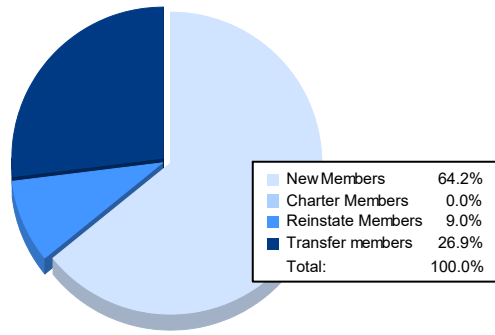


Year	New Clubs	Dropped Clubs	Gain/ Loss Clubs	New Members	Charter Members	Reinstate Members	Transfer Members	Total Member Added	Total Members Dropped	Gain/ Loss Members
2020-2021	0	0	0	130	1	4	5	140	103	37
2021-2022	0	1	-1	143	0	10	5	158	172	-14
2022-2023	0	5	-5	110	3	9	9	131	221	-90
2023-2024	0	1	-1	128	0	23	6	157	165	-8
2024-2025				86	0	12	36	134	269	-135
<b>Average</b>	<b>0</b>	<b>2</b>	<b>-2</b>	<b>119</b>	<b>1</b>	<b>12</b>	<b>12</b>	<b>144</b>	<b>186</b>	<b>-42</b>



### Membership Composition June 2025 Cumulative



### Gender Composition June 2025 Cumulative

